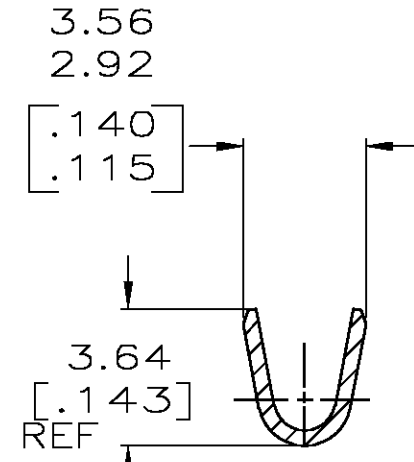
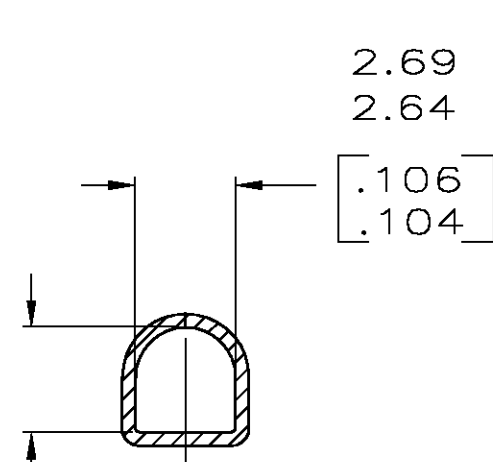
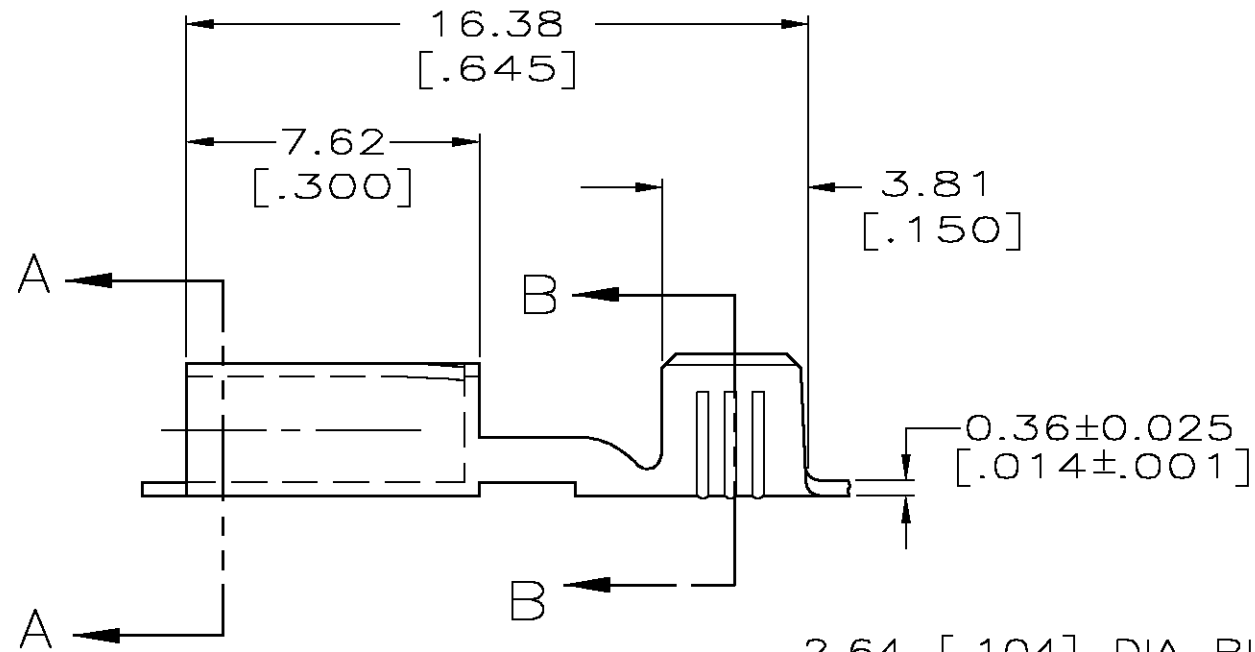
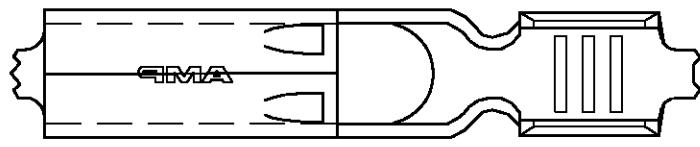


THIS DRAWING IS UNPUBLISHED. RELEASED FOR PUBLICATION
 © COPYRIGHT BY TYCO ELECTRONICS CORPORATION. ALL RIGHTS RESERVED.

LOC	DIST	REVISIONS			
P	LTR	DESCRIPTION	DATE	DWN	APVD
AF	50	L	REVISED PER 0G3A-0319-04	28APR04	JR DD

- 1 CONTINUOUS STRIP ON REELS
- 2 WIRE SIZE IS [#18-#14] AWG.
- 3 0.00076 [.000030] MIN GOLD PLATE OVER
0.00127 [.000050] MIN NICKEL PLATE
- 4 PRELIMINARY - NOT FOR PRODUCTION.



2.64 [.104] DIA PIN MUST GO
 2.69 [.106] SPECIAL GAGE PIN
 MUST NOT GO.

0.00508 [.000200] MIN SILVER	4	61012-4
0.002032 [.000080] MIN TIN		61012-3
3	4	61012-2
-		61012-1
FINISH		PART NO.

THIS DRAWING IS A CONTROLLED DOCUMENT.		DWN JR RUTH 07NOV00	Tyco Electronics Corporation Harrisburg, PA 17105-3608		
DIMENSIONS: MM		CHK MS FEHER 07NOV00			
TOLERANCES UNLESS OTHERWISE SPECIFIED:		APVD D DECKER 07NOV00	NAME .109 DIA PIN RECEPTACLE		
0 PLC ± - 1 PLC ± - 2 PLC ± 0.38 [.015] 3 PLC ± - 4 PLC ± - ANGLES ± -		PRODUCT SPEC -	-		
MATERIAL H04 BRASS		FINISH SEE TABLE	APPLICATION SPEC -	-	
		WEIGHT -	SIZE A3	CAGE CODE 00779	DRAWING NO C-61012
CUSTOMER DRAWING			RESTRICTED TO -	SCALE 5:1	SHEET 1 OF 1